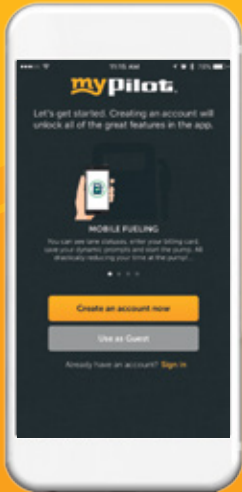


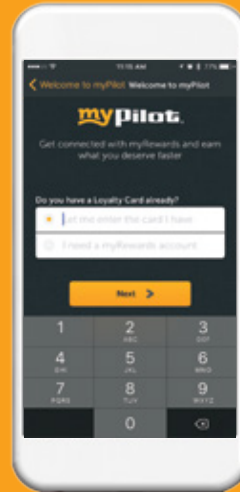


## CREATING A NEW ACCOUNT WITHOUT EXISTING LOYALTY



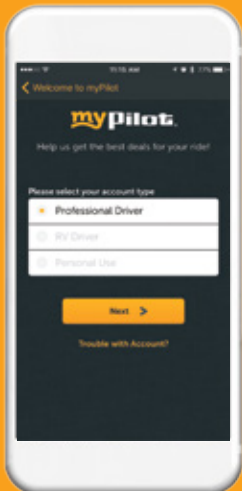
1)

You can choose to “Sign In” on this screen if you’ve previously created an account to access your **Loyalty Account** or **sign into the old app**. Your wi-fi credentials are different. If no account or loyalty card, you should click “Create an account now.”



2)

The app starts by asking you if you have a myRewards card. If you have a card, you enter the number in the first box. **If you need a card, they will click the second box that says “I need a myRewards account.”**



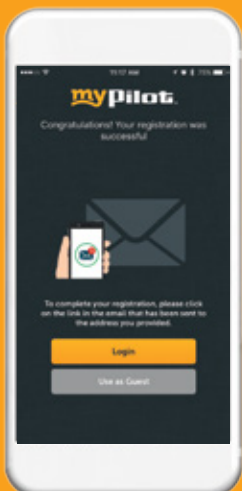
3)

If you said that you needed a new card, you will be prompted to this screen. You have the option to choose which type of guest you are.



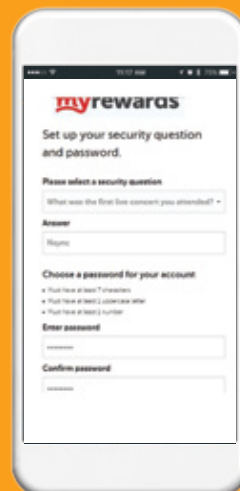
4)

You will be asked to enter your e-mail address. Upon hitting next, you will be prompted for your personal information.



5)

After you enter in all of your information, you will be prompted to check your e-mail and complete the registration process.

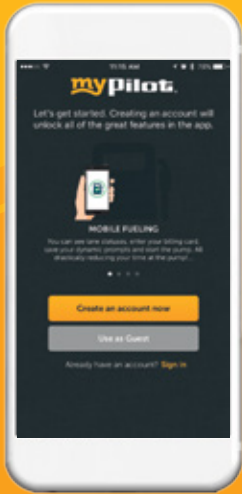


6)

The e-mail will direct you to this website where you will choose your security questions. After you finish this process, your account is fully registered. You can then log-into the app and start using all of the features.

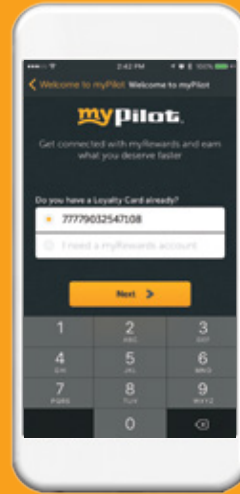


## CREATING A NEW ACCOUNT USING AN EXISTING LOYALTY CARD



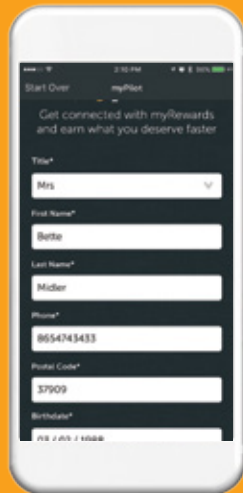
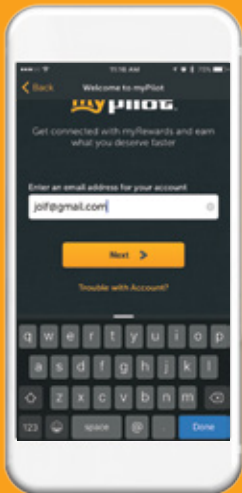
1)

You can choose to “Sign In” on this screen if you’ve previously created an account to access your **Loyalty Account** or **sign into the old app**. Your wi-fi credentials are different. If no account **but you have a loyalty card**, you should click “Creat an account now.”



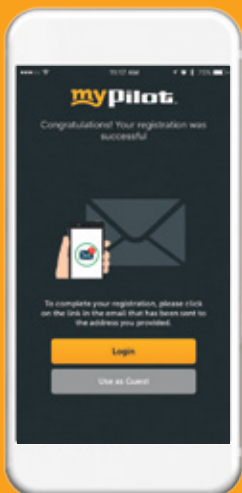
2)

When you want to create an account, the app starts by asking you if they have a myRewards card. If you have a card, you enter the number in the first box.



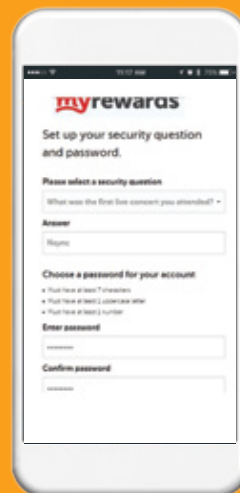
3)

You will be asked to enter your e-mail address. Upon hitting next, you will be prompted for your personal information.



4)

After you enter in all of your information, you will be prompted to go to your e-mail and complete the registration process.



5)

The e-mail will direct you to this website where you will choose your security questions. After you finish this process, your account is fully registered. You can then log-into the app and start using all of the features.